

**ENGLISH :**

STORY – 5

\*Read the story on page 33. Learn and write vocabulary in notebook.

\*\*Do QB [3, 4, and 5] page 35 in notebook

\*\*\*Pen it Down [page 38] in notebook

**MATHS :**

Multiplication

Watch the video to understand the concept of Multiplication – Order Property

<https://www.youtube.com/watch?v=Lv6TpK-3BFI>

Do Page : 86, 87

**Note:** Revise table 7 to 12

**HINDI :**

**‘र’ के विभिन्न रूप-रेफ़ (र) और पदेन (र/र)**

हमारी बोलचाल में कुछ ऐसे शब्द प्रयोग में आते हैं जिनमें व्यंजन से पहले ‘र’ का उच्चारण होता है। ऐसे शब्द को लिखते समय ‘र’ के एक रूप (र) रेफ़ का प्रयोग करते हैं। ‘र’ का ही एक और रूप (र/र) पदेन भी होता है जिसे व्यंजन के बाद ‘र’ के उच्चारण के लिए प्रयोग किया जाता है।

**‘र’ के अलग-अलग रूप**

**मूल रूप (र) -** रथ, रक्षा, रात, रज़ाई राखी आदि।

**रेफ़ रूप (र) -** कार्य, सूर्य, मार्ग, पर्वत, वर्षा आदि।

पदेन रूप ( ळ ) - क्रम, प्रेम, प्रणाम, ग्रह, क्रिया आदि ।

पदेन रूप ( ळ ) - ट्रक, ड्रामा, ड्राइवर, ट्रेन, ड्रम आदि ।

## अभ्यास-कार्य

१. रेफ़ ( ळ ) लगाकर शब्द पूरे करें-

सूय	_____	मुगा	_____
माग	_____	सप	_____
पाक	_____	पवत	_____
वषा	_____	चच	_____
कम	_____	वष	_____

१. पदेन ( / ) लगाकर शब्द पूरे करें-

पथम	_____	पतिमा	_____
पकाश	_____	चक	_____
किकेट	_____	बश	_____
टेन	_____	टाली	_____
डम	_____	टक	_____
डाइवर	_____	टैक्टर	_____

•पुस्तक व्याकरण भारती में पृष्ठ २१ का अभ्यास-कार्य करें-

UOI :

## UNIT 3- SHARNG THE PLANET

Task 1 –

**TUNING ACTIVITY- NEED OF RESOURCES IN DAY TO DAY LIFE.**

**Explore and find the things that you need in your day to day chores. Write or draw them in the grid below.**

**BINGO SHEET**


## Task 2– Language Integration -

### NATURE’S GIFT TO HUMANS











Natural resources are nature’s bounties. They are used to satisfy human needs and wants in life. Natural resources occur naturally; they are not man-made. They are known as natural resources because they are drawn from the nature and used without much modifications. They provide the basis of life on earth.

Natural resources like air, water and sunshine are renewable by nature. The oxygen in the air that we breathe is vital to keep us alive. In the presence of air we would perish. Plants use carbon dioxide from the air for the process of photosynthesis and give out oxygen. The earth also has water that is needed to keep life going. Man, animals and plants need water. If there are no water bodies there would be no marine creatures.

Sunshine is also a natural resource that life on earth depend upon. Sunshine is available free. Land, plants and forests are also natural resource. Forest are habitats for a number of wild life species. We depend on plants for food. Some more example of natural resources are rocks, fossil, fuel, coal, minerals and metals.

**Read the passage and infer the questions below:**

1. What are Natural resources?
2. Which natural resources are vital to our survival?
3. How do we use natural resources in our daily lives?
4. Find the things which are natural.

<b>Trees</b> 	<b>Light Bulb</b> 	<b>Milk</b> 	<b>Soap</b> 
<b>River</b> 	<b>House</b> 	<b>Shirt</b> 	<b>Sand</b> 
<b>Crayons</b> 	<b>Fish</b> 	<b>Book</b> 	<b>Stone</b> 

## ART :

Task: Peacock drawing and colouring activity

Join the dots to complete the peacock and colour it using bright crayons as indicated.  
Art book page no 4, for reference picture is given below.



## PE :

Watch the video and practice some exercises to stay fit and healthy

<https://www.youtube.com/watch?v=rBuLmBpeUbA&feature=youtu.be>

## **DANCE :**

Watch the video and practice Gujarati Folk Dance

<https://www.youtube.com/watch?v=Dh5PEC2H660&feature=youtu.be>